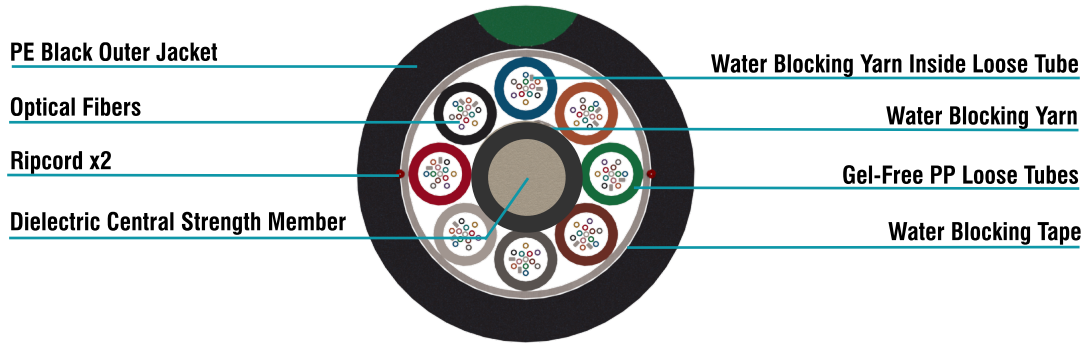


# Loose Tube Gel-Free Slim Cable / PP

## FOSPC-096-F-SJADD-56A73-EX / 96 fibers



### Description

Loose tube all-dielectric cables are the most commonly-deployed outside plant cables, because of its price and its installation flexibility, since these cables can be installed both in aerial (lashed) installations as well as in ducts through the following techniques: air-blown, jetted or pulled into a duct.

### Quality

WO Manufacturing is a ISO-9001: 2015 certified company.

These products are designed under the following international standards:

- Telcordia GR-20: Generic requirements for optical fiber and outside plant cable.
- ANSI/ICEA S-87-640-2016: Standard for optical fiber outside plant communications cable.
- IEC 60794: Basic requirements for optical fiber.


### Applications:



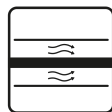
Outdoor



Duct Installation



Lashed



Air Blown Fiber

### Protections:




Water Blocking



UV Resistant

**Dimensions and Properties**

Design	
Fibers per tube	2 - 12
Fiber color code / loose tube color code	
Dielectric central strength member	FRP
Outer jacket material / thickness	Polyethylene / 1.6 mm (0.06 in)
Loose tube material / diameter	PP / 2.4 mm (0.07 in)
Drum length	4 km(0 to +5%)
Temperature range	
Operation	-40°C to 70°C (-40°F to 158°F)
Installation	-30°C to 70°C (-22°F to 158°F)
Storage / transport	-40°C to 70°C (-40°F to 158°F)
Mechanical properties	
Crush resistance (short-term / long-term)	2,200 N/100mm / 1,100 N/100mm
Minimum bend radius (operation / installation)	10 x OD / 20 x OD

Note 1: WO Manufacturing recommends storing cable in a proper temperature environment prior to installation to allow the cable temperature to meet installation temperature range specifications for best installation results.

Note 2: For information about the optical fibers transmission performance for the corresponding cable subfamily, consult the document I+D-DOCU-02.

Note 3: Orange loose tube is out of pantone TIA-598-C standard, Some Loose tubes can present aesthetic defects.

Fiber count	Loose tube / fillers	Cable weight (kg/km) (lb/kft) (±10%)	Tensile strength (N) (lbf) long-term / short-term	Nominal outer diameter (mm) (in) (±5%)	Dielectric central strength member diameter (mm) (in) (Without PE / With PE)
96	8/0	116 (54)	890 / 2,700 (200/607)	12.5 (0.49)	2.6 / 4.0

**Printed Information on Outer Jacket (meters)**

RED JALISCO ==GOBIERNO DEL ESTADO DE JALISCO== 2020 WAVEOPTICS== SJAD== DRY== SM== 96== PARA EMERGENCIA  
800-7123785== /METROS/ M\* = /LOT #/

- Printed in white and resistant to physical tests on marking.
- \*\*Marking interval: every 1 meter 0 to + 1%.
- The marking can be changed according to customer requirements.

## Mechanical and environmental tests

FOSPC-096-F-SJADD-56A73-EX / 96 fibers

Test	Test method	Requirement
Cable tensile loading and fiber strain test	FOTP-33 FOTP-38	Tensile strength (short-term): 2,700 N Tensile strength (long-term): 890 N Axial fiber strain under short-term tensile strength: ≤ 60% of fiber proof strain level Axial fiber strain under long-term tensile strength: ≤ 20% of fiber proof test, for fiber proof tested to ≤ 1% strain Increase in attenuation at long-term tensile strength: ≤ 0.15 dB at 1550 nm for single mode fibers
Cable compressive test	FOTP-41	Short-term load: 2,200 N/100mm Long-term load: 1,100 N/100mm Increase in attenuation: ≤ 0.15 dB at 1550 nm for single mode fibers
Cable impact test	FOTP-25	Impact energy: 4.4 N*m No visible cracks, splits, tears or other opening on the surface of the outer jacket Increase in attenuation: ≤ 0.15 dB at 1550 nm for single mode fibers
Cyclic flexing test	FOTP-104	No visible cracks, splits, tears, or other openings on either the outer or inner surface of the jacket Increase in attenuation: ≤ 0.15 dB at 1550 nm for single mode fibers
Cable twist test	FOTP-85	No visible cracks, splits, tears, or other openings on the outer surface of the jacket Increase in attenuation: ≤ 0.15 dB at 1550 nm for single mode fibers
Water penetration test	FOTP-82	No evidence of fluid leaking from the exposed end of the cable sample under test
Jacket print test	IEC 60794-1-21, Method E2B, Method 2	Print statement and length markings remain discernable after testing
Cable temperature cycling test	FOTP-3	Temperature extremes: -40°C and +70°C Increase in attenuation: ≤ 0.15 dB at 1550 nm for single mode fibers

Consult W.O. Manufacturing's R&D Department for additional information on cable tests.

## Drum Dimensions and Pallet Packaging Information

Drum length (0 to +5%)	Fiber count	Assigned drum
4 km	96	EM-C008

All drums include\*:  
 1.- Drum handling instructions.  
 2.- Test report certificate.  
 3.- Product description (weight, dimensions, lot and part number).  
 4.- End cable marking.  
 5.- Both ends include end caps to protect against humidity.

Note 1: Please contact your sales agent for higher fiber counts or different drum lengths available.

\*Note 2: All documentation included in each drum of cable can be in English or Spanish language.

Note 3: For more information about the packaging, consult the document "[Packaging Information - Wooden Drum Specifications](#)".

Note 4: For a visual guide of the packaging for U.S.A. and Canada, consult the document PROD-DOCU-166.

Note 5: For a visual guide of the packaging for Mexico, consult the document PROD-DOCU-167.

Note 6: For a visual guide of the packaging for OEM products, consult with the R&D Department of W.O. Manufacturing.

## Part Number Configuration

FOSPC-096-F-SJADD-56A73-EX

**Fiber count**    **WO Manufacturing fiber type**    **Optical cable compliance**

096- 96 fibers

F - SM G652.D

EX - Waveoptics brand standard products for Mexico, manufactured by WO Manufacturing

Note: Please contact your WO Manufacturing distributor if you need any additional compliance or if you have questions about the part number configuration.

Date:	Date:	Date:
Signature:	Signature:	Signature: Name:
Prepared by: Anaid Martinez	Reviewed by: Christian Candelario	Approved by: Customer